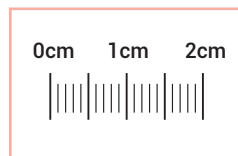




## Ring Guide:

Before printing, be sure to follow the printing instructions so that the rings indicate the correct size:

1. In "Print Options", check that the "adjustst paper size" option is checked in "no scale settings" or "none".
2. Print this size guide and check that the ring gauge has been printed correctly measuring the bar that appears next. It should measure exactly 2cm.

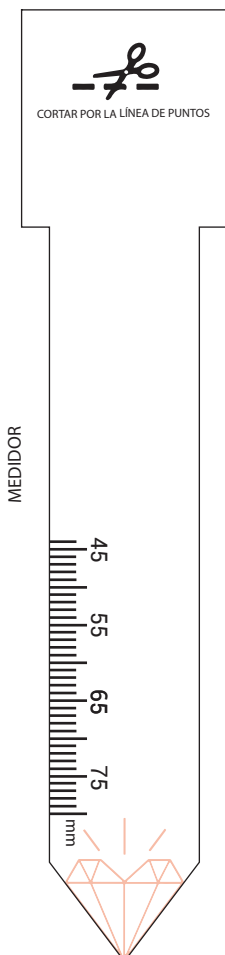


## Option A: Measure your finger to find out the ring size

If you do not have a ring of your size, here is a simple way to find out what size you use. Just print the ring size meter you have below and cut it. After, follow these instructions

### Instructions for use of the size guide :

1. Cut the meter and drill a small hole where it says "CUT BY THE POINT LINE".
2. Slide the pointed end through the hole you have cut.
3. Place the meter on the finger which you want to wear your new ring and pull the tip end until the meter fits comfortably in your finger.
4. The number that appears just after the cut-off slot is the perimeter of your finger. Find the equivalence of your finger size in the table below.



### Table of equivalence **Size/mm:**

<b>Size 8 - XXS</b>	48 mm	<i>For very small fingers or for the little finger.</i>
<b>Size 10 - XS</b>	50 mm	<i>For very small fingers.</i>
<b>Size 12 - S</b>	52 mm	<i>For thinny fingers. For the ring finger, or if you have small fingers, for the middle finger.</i>
<b>Size 14 -M</b>	54 mm	<i>For regular fingers. For the middle finger, or if you have it small, for index finger.</i>
<b>Size 16-L</b>	56 mm	<i>For regular fingers. For the middle finger, or if you have it small, for index finger.</i>
<b>Size 18-order</b>	58 mm	<i>For a very big fingers or for index or thumb finger.</i>



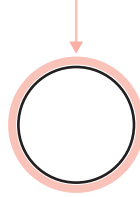
## Option B: Measure a ring to find out your size

Take a ring of the size you are looking for, place it on each of the circles that we show you. Then, find the circle that fits perfectly with your ring.




Our advice: If you doubt between two sizes, choose the larger size.


RING




DIAMETER  
15,5 mm  
48




DIAMETER  
16 mm  
50



DIAMETER  
16,5 mm  
52



DIAMETER  
17 mm  
54



DIAMETER  
17,5 mm  
56



DIAMETER  
18,5 mm  
58

Make sure to put the ring on the circumference, and the pink line inside the ring.

Print this page at 100% size to find out your exact size.

